



Yuasa Scheda Tecnica

* Due to unprecedented demand following the easing of COVID-19 lockdown measures, this product may be supplied without a state of charge indicator and not conform to the level of roll over protection advertised. Product performance and quality are not affected by this. Please check battery labels for specification details.

Yuasa YBX7096 - Batterie YBX7000 EFB Start Stop Plus

Prestazione

Tensione	12V
Capacità (20 ore)	75Ah
Corrente di spunto A (EN1)	700A

Dimensioni

Lunghezza	278mm
Profondità	175mm
Altezza	190mm

Pesi e Misure

Peso medio con acido	19.3kg
----------------------	--------



Caratteristiche del Monoblocco

Tipo di monoblocco	L3 DIN EFB
Fissaggi alla base	B3
Indicatore dello stato di carica	✓
Maniglie	✓
Circuito di sfiato	✓
Tipo di coperchio	Doppio Coperchio SMF

Tecnologia

Pastiglia antideflagrante	✓
Tecnologia	Ca/Ca
Separatore	PE
Test antiribaltamento VDA	✓
Corrente di carica raccomandata	4A
Performance Marking	W3-C2-V3-M1

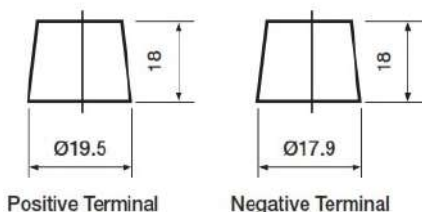
Tipologia dei terminali

Schema di Collegamento

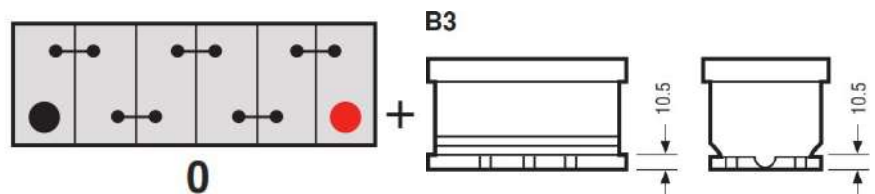
Fissaggio batteria

T1

Standard DIN Post



Scheda tecnica prodotta su E&OE





Yuasa Technical Data Sheet

* Due to unprecedented demand following the easing of COVID-19 lockdown measures, this product may be supplied without a state of charge indicator and not conform to the level of roll over protection advertised. Product performance and quality are not affected by this. Please check battery labels for specification details.

Yuasa YBX7096 - YBX7000 EFB Start Stop Plus Batteries

Performance

Voltage	12V
Capacity (20-hour)	75Ah
Cold Cranking Amps (EN1)	700A

Dimensions

Length	278mm
Width	175mm
Height	190mm

Weights & Measures

Mean Weight with Acid	19.3kg
-----------------------	--------



Container Features

Case Type	L3 DIN EFB
Hold Down	B3
State of Charge Indicator	✓
Handles	✓
End Venting	✓
Lid Type	SMF Double Lid

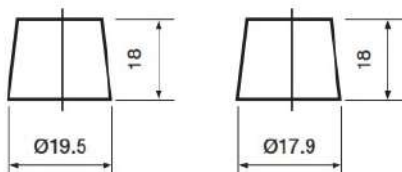
Technology

Flame Arrestor Technology	✓
Separator	Ca/Ca
VDA Roll Over Test	PE
Recommended Charge Rate	✓
Performance Marking	4A
	W3-C2-V3-M1

Terminal Type

T1

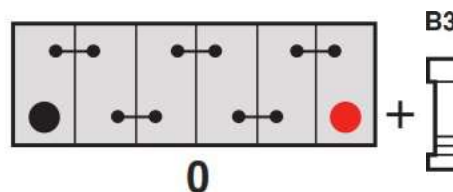
Standard DIN Post



Positive Terminal

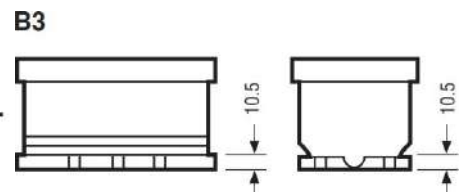
Negative Terminal

Cell Assembly Layout



0

Battery Hold-down



B3

10.5

10.5

Data Sheet generated on 07/09/2021 - E&OE