



Yuasa Scheda Tecnica

Yuasa YBX3664 - Super Heavy Duty Battery

Prestazione

Tensione	12V
Capacità (20 ore)	112Ah
Corrente di spunto A (EN1)	870A

Dimensioni

Lunghezza	346mm
Profondità	173mm
Altezza	234mm

Pesi e Misure

Peso medio con acido	25.5kg
----------------------	--------



Caratteristiche del Monoblocco

Tipo di monoblocco	Euro Compact Low D2
Schema polarità	1
Fissaggi alla base	N
Maniglie	✓
Tipo di coperchio	Coperchio piano

Tecnologia

Tecnologia	Ca/Ca
Corrente di carica raccomandata	6A
Performance Marking	W3-C2-V3-E2

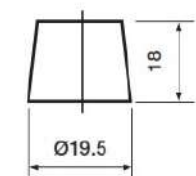
Tipologia dei terminali

Schema di Collegamento

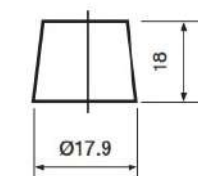
Fissaggio batteria

T1

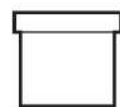
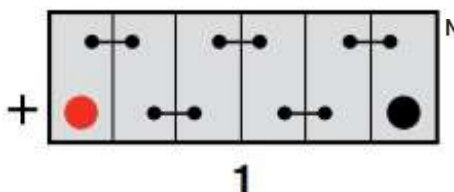
Standard DIN Post



Positive Terminal



Negative Terminal



Scheda tecnica prodotta su E&OE



Yuasa Technical Data Sheet

Yuasa YBX3664 - Super Heavy Duty Battery

Performance

Voltage	12V
Capacity (20-hour)	112Ah
Cold Cranking Amps (EN1)	870A

Dimensions

Length	346mm
Width	173mm
Height	234mm

Weights & Measures

Mean Weight with Acid	25.5kg
-----------------------	--------



Container Features

Case Type	Euro Compact Low D2
Cell Layout	1
Hold Down	N
Handles	✓
Lid Type	Flat Lid

Technology

Technology	Ca/Ca
Recommended Charge Rate	6A
Performance Marking	W3-C2-V3-E2

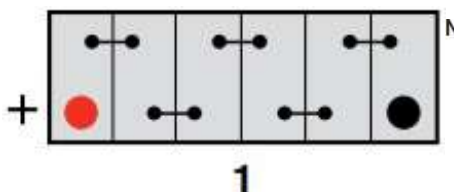
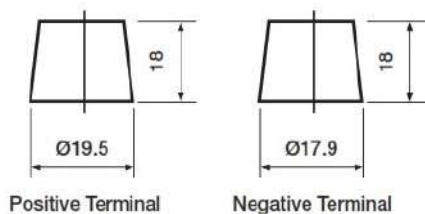
Terminal Type

Cell Assembly Layout

Battery Hold-down

T1

Standard DIN Post



Data Sheet generated on 07/09/2021 - E&OE