



## Yuasa Scheda Tecnica

### Yuasa YBX3640 - Super Heavy Duty Battery

#### Prestazione

Tensione	12V
Capacità (20 ore)	100Ah
Corrente di spunto A (EN1)	800A

#### Dimensioni

Lunghezza	329mm
Profondità	173mm
Altezza	240mm

#### Pesi e Misure

Peso medio con acido	24kg
----------------------	------



#### Caratteristiche del Monoblocco

Tipo di monoblocco	GR31A BCI
Schema polarità	9
Fissaggi alla base	N
Indicatore dello stato di carica	✓
Maniglie	✓
Tipo di coperchio	Doppio Coperchio SMF

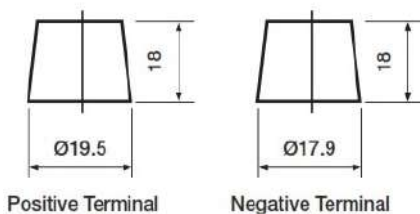
#### Tecnologia

Pastiglia antideflagrante	✓
Tecnologia	Ca/Ca
Corrente di carica raccomandata	5A
Performance Marking	W3-C2-V3-E2

#### Tipologia dei terminali

##### T1

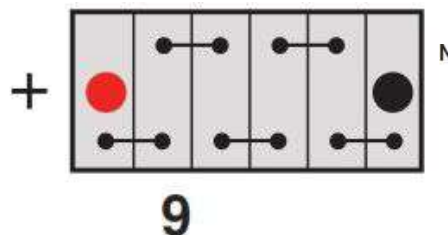
Standard DIN Post



Positive Terminal

Negative Terminal

#### Schema di Collegamento



#### Fissaggio batteria



Scheda tecnica prodotta su E&OE



## Yuasa Technical Data Sheet

### Yuasa YBX3640 - Super Heavy Duty Battery

#### Performance

Voltage	12V
Capacity (20-hour)	100Ah
Cold Cranking Amps (EN1)	800A

#### Dimensions

Length	329mm
Width	173mm
Height	240mm

#### Weights & Measures

Mean Weight with Acid	24kg
-----------------------	------



#### Container Features

Case Type	GR31A BCI
Cell Layout	9
Hold Down	N
State of Charge Indicator	✓
Handles	✓
Lid Type	SMF Double Lid

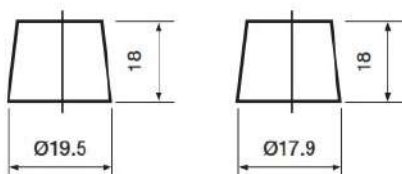
#### Technology

Flame Arrestor Technology	✓
Recommended Charge Rate	Ca/Ca 5A
Performance Marking	W3-C2-V3-E2

#### Terminal Type

##### T1

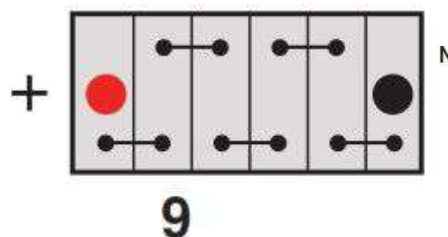
Standard DIN Post



Positive Terminal

Negative Terminal

#### Cell Assembly Layout



#### Battery Hold-down



Data Sheet generated on 07/09/2021 - E&OE