



Yuasa Scheda Tecnica

Yuasa YBX3202 - Batterie YBX3000 SMF

* Due to unprecedented demand following the easing of COVID-19 lockdown measures, this product may be supplied without a state of charge indicator and not conform to the level of roll over protection advertised. Product performance and quality are not affected by this. Please check battery labels for specification details.

Prestazione

Tensione	12V
Capacità (20 ore)	42Ah
Corrente di spunto A (EN1)	390A

Dimensioni

Lunghezza	175mm
Profondità	175mm
Altezza	190mm

Pesi e Misure

Peso medio con acido	10.5kg
----------------------	--------



Caratteristiche del Monoblocco

Tipo di monoblocco	L0 DIN
Fissaggi alla base	B3
Indicatore dello stato di carica	✓
Maniglie	✓
Circuito di sfiato	✓
Tipo di coperchio	Doppio Coperchio SMF

Tecnologia

Pastiglia antideflagrante	✓
Tecnologia	Ca/Ca
Separatore	PE
Test antiribaltamento VDA	✓
Corrente di carica raccomandata	2A
Performance Marking	W4-C2-V3-E1

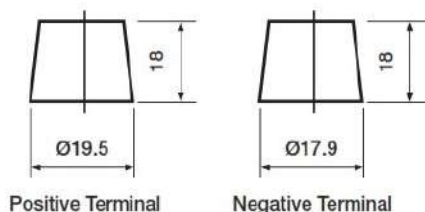
Tipologia dei terminali

Schema di Collegamento

Fissaggio batteria

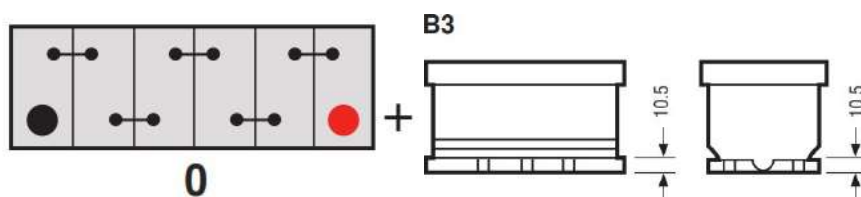
T1

Standard DIN Post



Positive Terminal

Negative Terminal



Scheda tecnica prodotta su E&OE



Yuasa Technical Data Sheet

Yuasa YBX3202 - YBX3000 SMF Batteries

* Due to unprecedented demand following the easing of COVID-19 lockdown measures, this product may be supplied without a state of charge indicator and not conform to the level of roll over protection advertised. Product performance and quality are not affected by this. Please check battery labels for specification details.

Performance

Voltage	12V
Capacity (20-hour)	42Ah
Cold Cranking Amps (EN1)	390A

Dimensions

Length	175mm
Width	175mm
Height	190mm

Weights & Measures

Mean Weight with Acid	10.5kg
-----------------------	--------



Container Features

Case Type	L0 DIN
Hold Down	B3
State of Charge Indicator	✓
Handles	✓
End Venting	✓
Lid Type	SMF Double Lid

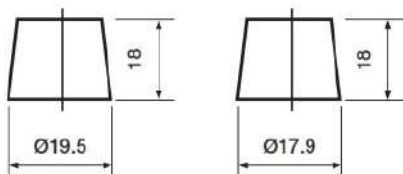
Technology

Flame Arrestor	✓
Technology	Ca/Ca
Separator	PE
VDA Roll Over Test	✓
Recommended Charge Rate	2A
Performance Marking	W4-C2-V3-E1

Terminal Type

T1

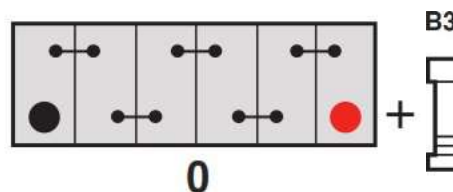
Standard DIN Post



Positive Terminal

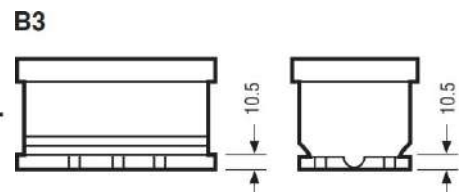
Negative Terminal

Cell Assembly Layout



0

Battery Hold-down



B3

Data Sheet generated on 07/09/2021 - E&OE