



## Yuasa Scheda Tecnica

### Yuasa YBX3056 - Batterie YBX3000 SMF

\* Due to unprecedented demand following the easing of COVID-19 lockdown measures, this product may be supplied without a state of charge indicator and not conform to the level of roll over protection advertised. Product performance and quality are not affected by this. Please check battery labels for specification details.

#### Prestazione

Tensione	12V
Capacità (20 ore)	36Ah
Corrente di spunto A (EN1)	330A

#### Dimensioni

Lunghezza	187mm
Profondità	135mm
Altezza	227mm

#### Pesi e Misure

Peso medio con acido	9.3kg
----------------------	-------



#### Caratteristiche del Monoblocco

Tipo di monoblocco	JIS B19 + B1
Fissaggi alla base	B1
Indicatore dello stato di carica	✓
Maniglie	✓
Circuito di sfiato	✓
Tipo di coperchio	Doppio Coperchio SMF

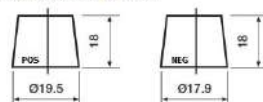
#### Tecnologia

Pastiglia antideflagrante	✓
Tecnologia	Ca/Ca
Separatore	PE
Test antiribaltamento VDA	✓
Corrente di carica raccomandata	3A
Performance Marking	W3-C2-V2-E1

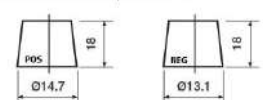
#### Tipologia dei terminali

##### T1/T3

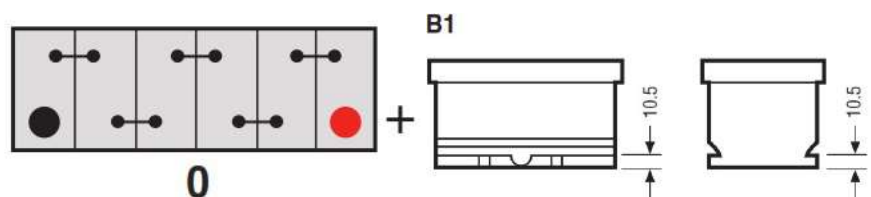
Standard DIN Post



Remove T1 adapter for T3



#### Schema di Collegamento



#### Fissaggio batteria

Scheda tecnica prodotta su E&OE



## Yuasa Technical Data Sheet

### Yuasa YBX3056 - YBX3000 SMF Batteries

\* Due to unprecedented demand following the easing of COVID-19 lockdown measures, this product may be supplied without a state of charge indicator and not conform to the level of roll over protection advertised. Product performance and quality are not affected by this. Please check battery labels for specification details.

#### Performance

Voltage	12V
Capacity (20-hour)	36Ah
Cold Cranking Amps (EN1)	330A

#### Dimensions

Length	187mm
Width	135mm
Height	227mm



#### Weights & Measures

Mean Weight with Acid	9.3kg
-----------------------	-------

#### Container Features

Case Type	JIS B19 + B1
Hold Down	B1
State of Charge Indicator	✓
Handles	✓
End Venting	✓
Lid Type	SMF Double Lid

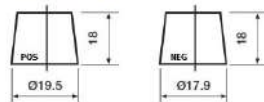
#### Technology

Flame Arrestor Technology	✓
Separator	Ca/Ca
VDA Roll Over Test	PE
Recommended Charge Rate	✓
Performance Marking	3A
	W3-C2-V2-E1

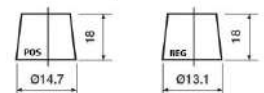
#### Terminal Type

##### T1/T3

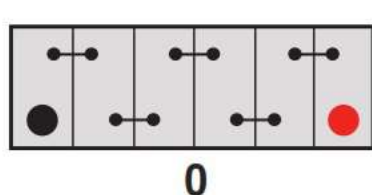
Standard DIN Post



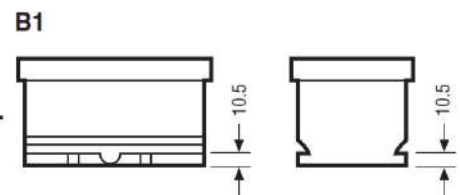
Remove T1 adapter for T3



#### Cell Assembly Layout



#### Battery Hold-down



Data Sheet generated on 07/09/2021 - E&OE