



Yuasa Scheda Tecnica

Yuasa YBX3019 - Batterie YBX3000 SMF

* Due to unprecedented demand following the easing of COVID-19 lockdown measures, this product may be supplied without a state of charge indicator and not conform to the level of roll over protection advertised. Product performance and quality are not affected by this. Please check battery labels for specification details.

Prestazione

Tensione	12V
Capacità (20 ore)	95Ah
Corrente di spunto A (EN1)	850A

Dimensioni

Lunghezza	353mm
Profondità	175mm
Altezza	190mm

Pesi e Misure

Peso medio con acido	24kg
----------------------	------



Caratteristiche del Monoblocco

Tipo di monoblocco	L5 DIN
Tipologia dei terminali	T1
Fissaggi alla base	B3
Indicatore dello stato di carica	✓
Maniglie	✓
Circuito di sfiato	✓
Tipo di coperchio	Doppio Coperchio SMF

Tecnologia

Pastiglia antideflagrante	✓
Tecnologia	Ca/Ca
Separatore	PE
Test antiribaltamento VDA	✓
Corrente di carica raccomandata	6A
Performance Marking	W3-C2-V2-E1

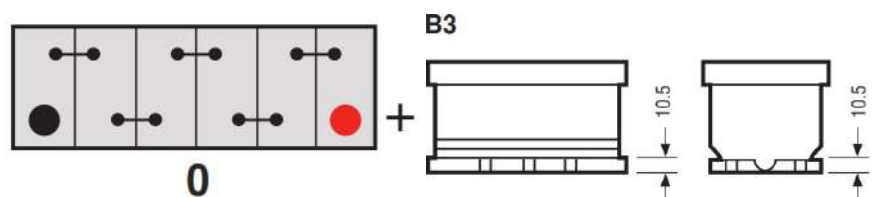
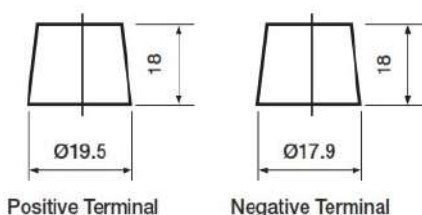
Tipologia dei terminali

Schema di Collegamento

Fissaggio batteria

T1

Standard DIN Post



Scheda tecnica prodotta su E&OE



Yuasa Technical Data Sheet

Yuasa YBX3019 - YBX3000 SMF Batteries

* Due to unprecedented demand following the easing of COVID-19 lockdown measures, this product may be supplied without a state of charge indicator and not conform to the level of roll over protection advertised. Product performance and quality are not affected by this. Please check battery labels for specification details.

Performance

Voltage	12V
Capacity (20-hour)	95Ah
Cold Cranking Amps (EN1)	850A

Dimensions

Length	353mm
Width	175mm
Height	190mm



Weights & Measures

Mean Weight with Acid	24kg
-----------------------	------

Container Features

Case Type	L5 DIN
Terminal Type	T1
Hold Down	B3
State of Charge Indicator	✓
Handles	✓
End Venting	✓
Lid Type	SMF Double Lid

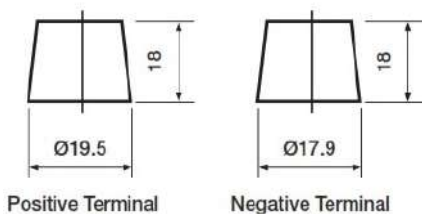
Technology

Flame Arrestor Technology	✓
Separator	Ca/Ca
VDA Roll Over Test	PE
Recommended Charge Rate	✓
Performance Marking	6A
	W3-C2-V2-E1

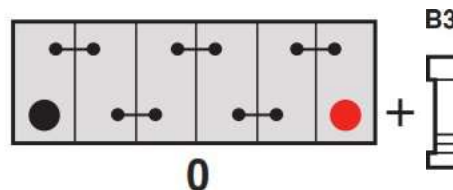
Terminal Type

T1

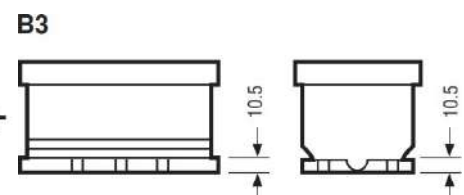
Standard DIN Post



Cell Assembly Layout



Battery Hold-down



Data Sheet generated on 07/09/2021 - E&OE