



Yuasa Scheda Tecnica

Yuasa YBX3005 - Batterie YBX3000 SMF

* Due to unprecedented demand following the easing of COVID-19 lockdown measures, this product may be supplied without a state of charge indicator and not conform to the level of roll over protection advertised. Product performance and quality are not affected by this. Please check battery labels for specification details.

Prestazione

Tensione	12V
Capacità (20 ore)	60Ah
Corrente di spunto A (EN1)	500A

Dimensioni

Lunghezza	232mm
Profondità	175mm
Altezza	225mm

Pesi e Misure

Peso medio con acido	15.5kg
----------------------	--------



Caratteristiche del Monoblocco

Tipo di monoblocco	JIS D23
Fissaggi alla base	N
Indicatore dello stato di carica	✓
Maniglie	✓
Circuito di sfiato	✓
Tipo di coperchio	Doppio Coperchio SMF

Tecnologia

Pastiglia antideflagrante	✓
Tecnologia	Ca/Ca
Separatore	PE
Test antiribaltamento VDA	✓
Corrente di carica raccomandata	4A
Performance Marking	W3-C2-V2-E1

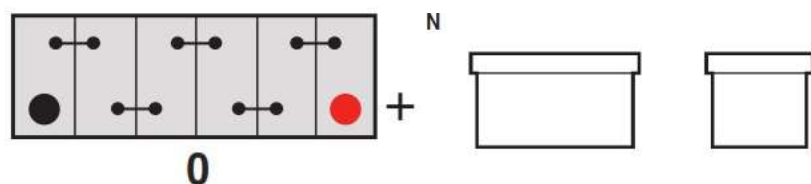
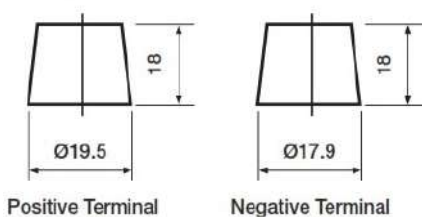
Tipologia dei terminali

Schema di Collegamento

Fissaggio batteria

T1

Standard DIN Post



Scheda tecnica prodotta su E&OE



Yuasa Technical Data Sheet

Yuasa YBX3005 - YBX3000 SMF Batteries

* Due to unprecedented demand following the easing of COVID-19 lockdown measures, this product may be supplied without a state of charge indicator and not conform to the level of roll over protection advertised. Product performance and quality are not affected by this. Please check battery labels for specification details.

Performance

Voltage	12V
Capacity (20-hour)	60Ah
Cold Cranking Amps (EN1)	500A

Dimensions

Length	232mm
Width	175mm
Height	225mm

Weights & Measures

Mean Weight with Acid	15.5kg
-----------------------	--------



Container Features

Case Type	JIS D23
Hold Down	N
State of Charge Indicator	✓
Handles	✓
End Venting	✓
Lid Type	SMF Double Lid

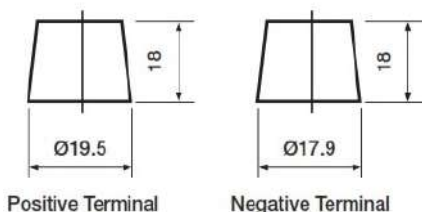
Technology

Flame Arrestor Technology	✓
Separator	Ca/Ca
VDA Roll Over Test	PE
Recommended Charge Rate	✓
Performance Marking	4A
	W3-C2-V2-E1

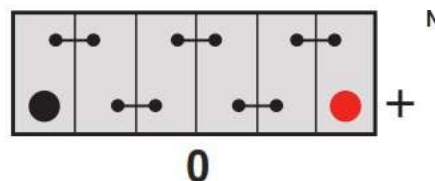
Terminal Type

T1

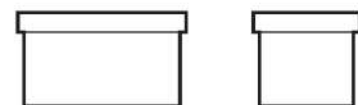
Standard DIN Post



Cell Assembly Layout



Battery Hold-down



Data Sheet generated on 07/09/2021 - E&OE