



Yuasa Scheda Tecnica

Yuasa YBX1657 - Super Heavy Duty Battery

Prestazione

Tensione	12V
Capacità (20 ore)	142Ah
Corrente di spunto A (EN1)	850A

Dimensioni

Lunghezza	345mm
Profondità	175mm
Altezza	275mm

Pesi e Misure

Peso medio con acido	35.5kg
----------------------	--------



Caratteristiche del Monoblocco

Tipo di monoblocco	Euro Compact High D3
Fissaggi alla base	N
Maniglie	✓
Tipo di coperchio	Tappi a vista

Tecnologia

Corrente di carica raccomandata	7A
Performance Marking	W3-C2-V2-E1

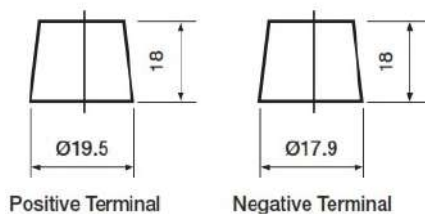
Tipologia dei terminali

Schema di Collegamento

Fissaggio batteria

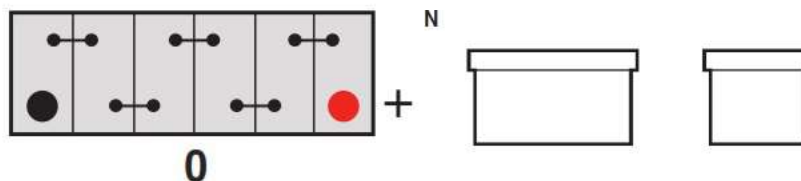
T1

Standard DIN Post



Positive Terminal

Negative Terminal



Scheda tecnica prodotta su E&OE



Yuasa Technical Data Sheet

Yuasa YBX1657 - Super Heavy Duty Battery

Performance

Voltage	12V
Capacity (20-hour)	142Ah
Cold Cranking Amps (EN1)	850A

Dimensions

Length	345mm
Width	175mm
Height	275mm

Weights & Measures

Mean Weight with Acid	35.5kg
-----------------------	--------



Container Features

Case Type	Euro Compact High D3
Hold Down	N
Handles	✓
Lid Type	Raised Plug

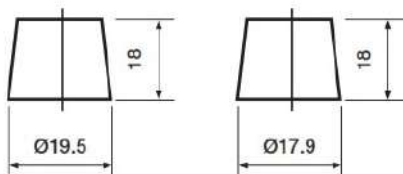
Technology

Recommended Charge Rate	7A
Performance Marking	W3-C2-V2-E1

Terminal Type

T1

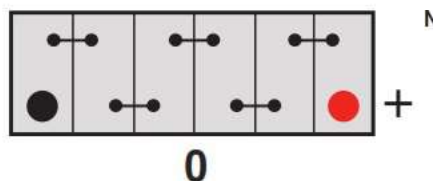
Standard DIN Post



Positive Terminal

Negative Terminal

Cell Assembly Layout



Battery Hold-down



Data Sheet generated on 07/09/2021 - E&OE