



Yuasa Scheda Tecnica

Yuasa YBX1643 - Super Heavy Duty Battery

Prestazione

Tensione	12V
Capacità (20 ore)	100Ah
Corrente di spunto A (EN1)	680A

Dimensioni

Lunghezza	347mm
Profondità	174mm
Altezza	235mm

Pesi e Misure

Peso medio con acido	26kg
----------------------	------



Caratteristiche del Monoblocco

Tipo di monoblocco	Euro Compact Low D2
Fissaggi alla base	N
Maniglie	✓
Tipo di coperchio	Tappi a vista

Tecnologia

Tecnologia	Sb/Ca
Corrente di carica raccomandata	5A
Performance Marking	W2-C2-V2-E1

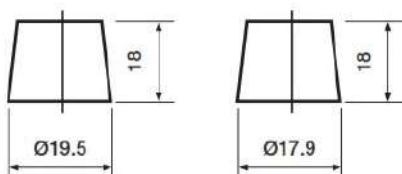
Tipologia dei terminali

Schema di Collegamento

Fissaggio batteria

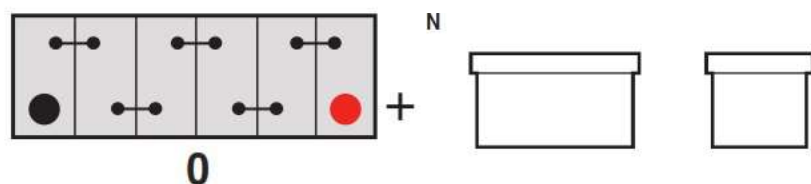
T1

Standard DIN Post



Positive Terminal

Negative Terminal



Scheda tecnica prodotta su E&OE



Yuasa Technical Data Sheet

Yuasa YBX1643 - Super Heavy Duty Battery

Performance

Voltage	12V
Capacity (20-hour)	100Ah
Cold Cranking Amps (EN1)	680A

Dimensions

Length	347mm
Width	174mm
Height	235mm

Weights & Measures

Mean Weight with Acid	26kg
-----------------------	------



Container Features

Case Type	Euro Compact Low D2
Hold Down	N
Handles	✓
Lid Type	Raised Plug

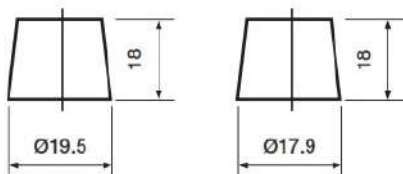
Technology

Technology	Sb/Ca
Recommended Charge Rate	5A
Performance Marking	W2-C2-V2-E1

Terminal Type

T1

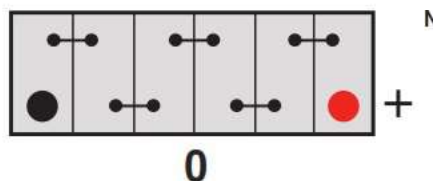
Standard DIN Post



Positive Terminal

Negative Terminal

Cell Assembly Layout



Battery Hold-down



Data Sheet generated on 07/09/2021 - E&OE