



## Yuasa Scheda Tecnica

### Yuasa YBX1612 - Super Heavy Duty Battery

#### Prestazione

Tensione	12V
Capacità (20 ore)	143Ah
Corrente di spunto A (EN1)	900A

#### Dimensioni

Lunghezza	513mm
Profondità	189mm
Altezza	223mm

#### Pesi e Misure

Peso medio con acido	37.6kg
----------------------	--------



#### Caratteristiche del Monoblocco

Tipo di monoblocco	DIN A
Schema polarità	3
Fissaggi alla base	N
Maniglie	✓
Tipo di coperchio	Tappi a vista

#### Tecnologia

Tecnologia	Sb/Ca
Corrente di carica raccomandata	7A
Performance Marking	W2-C2-V2-E1

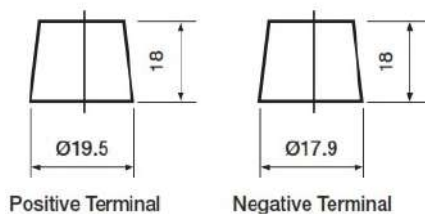
#### Tipologia dei terminali

#### Schema di Collegamento

#### Fissaggio batteria

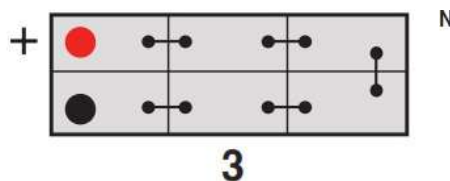
#### T1

Standard DIN Post



Positive Terminal

Negative Terminal



Scheda tecnica prodotta su E&OE



## Yuasa Technical Data Sheet

### Yuasa YBX1612 - Super Heavy Duty Battery

#### Performance

Voltage	12V
Capacity (20-hour)	143Ah
Cold Cranking Amps (EN1)	900A

#### Dimensions

Length	513mm
Width	189mm
Height	223mm

#### Weights & Measures

Mean Weight with Acid	37.6kg
-----------------------	--------



#### Container Features

Case Type	DIN A
Cell Layout	3
Hold Down	N
Handles	✓
Lid Type	Raised Plug

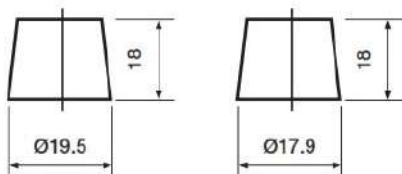
#### Technology

Technology	Sb/Ca
Recommended Charge Rate	7A
Performance Marking	W2-C2-V2-E1

#### Terminal Type

##### T1

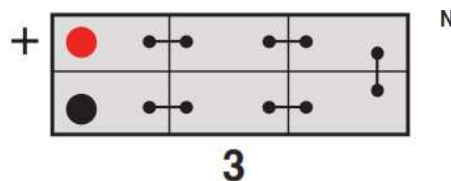
Standard DIN Post



Positive Terminal

Negative Terminal

#### Cell Assembly Layout



3

#### Battery Hold-down



Data Sheet generated on 07/09/2021 - E&OE