



Yuasa Scheda Tecnica

Yuasa YBX1222 - Super Heavy Duty Battery

Prestazione

Tensione	12V
Capacità (20 ore)	135Ah
Corrente di spunto A (EN1)	900A

Dimensioni

Lunghezza	510mm
Profondità	216mm
Altezza	210mm



Pesi e Misure

Peso medio con acido	38kg
----------------------	------

Caratteristiche del Monoblocco

Tipo di monoblocco	MAC 143
Schema polarità	3
Fissaggi alla base	N
Maniglie	✓
Tipo di coperchio	Tappi a vista

Tecnologia

Corrente di carica raccomandata	7A
Performance Marking	W2-C2-V2-E1

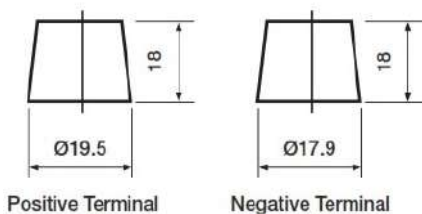
Tipologia dei terminali

Schema di Collegamento

Fissaggio batteria

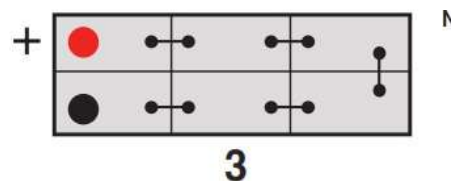
T1

Standard DIN Post



Positive Terminal

Negative Terminal



Scheda tecnica prodotta su E&OE



Yuasa Technical Data Sheet

Yuasa YBX1222 - Super Heavy Duty Battery

Performance

Voltage	12V
Capacity (20-hour)	135Ah
Cold Cranking Amps (EN1)	900A

Dimensions

Length	510mm
Width	216mm
Height	210mm



Weights & Measures

Mean Weight with Acid	38kg
-----------------------	------

Container Features

Case Type	MAC 143
Cell Layout	3
Hold Down	N
Handles	✓
Lid Type	Raised Plug

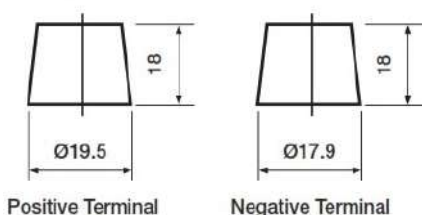
Technology

Recommended Charge Rate	7A
Performance Marking	W2-C2-V2-E1

Terminal Type

T1

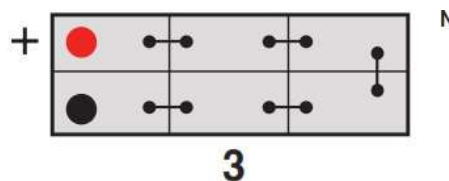
Standard DIN Post



Positive Terminal

Negative Terminal

Cell Assembly Layout



3

Battery Hold-down



Data Sheet generated on 07/09/2021 - E&OE