



Yuasa Scheda Tecnica

Yuasa 421 - Batterie per veicoli storici

Prestazione

Tensione	6V
Capacità (20 ore)	56Ah
Corrente di spunto A (EN1)	250A

Dimensioni

Lunghezza	162mm
Profondità	173mm
Altezza	224mm

Pesi e Misure

Peso medio con acido	11.5kg
Volume dell'acido	2.7 Litri



Caratteristiche del Monoblocco

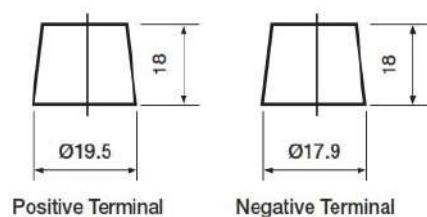
Fissaggi alla base	N
Tipo di coperchio	Tappi a vista

Tecnologia

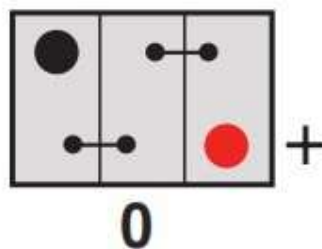
Tecnologia	Sb/Sb
Separatore	PE
Corrente di carica raccomandata	3A
Performance Marking	W1-C1-V1-E1

Tipologia dei terminali

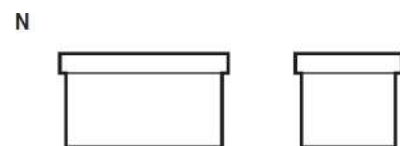
T1
Standard DIN Post



Schema di Collegamento



Fissaggio batteria



Scheda tecnica prodotta su E&OE



Yuasa Technical Data Sheet

Yuasa 421 - Classic Vehicle Batteries

Performance

Voltage	6V
Capacity (20-hour)	56Ah
Cold Cranking Amps (EN1)	250A

Dimensions

Length	162mm
Width	173mm
Height	224mm

Weights & Measures

Mean Weight with Acid	11.5kg
Acid Volume	2.7 litres



Container Features

Hold Down	N
Lid Type	Raised Plug

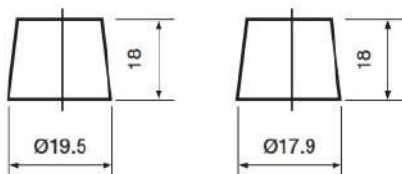
Technology

Technology	Sb/Sb
Separator	PE
Recommended Charge Rate	3A
Performance Marking	W1-C1-V1-E1

Terminal Type

T1

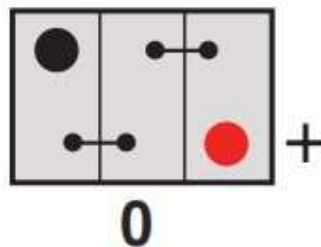
Standard DIN Post



Positive Terminal

Negative Terminal

Cell Assembly Layout



Battery Hold-down



Data Sheet generated on 07/09/2021 - E&OE